



Ishida IP-EMZ Pre-Pack Scale & IL-EMZ Pre-Pack Printer Print Roller Replacement

These steps are to replace the front primary print roller. If the secondary rear black roller is to be replaced, remove the two left side C-clips and drive gear as needed.


1. Power the machine off but leave the power cord connected for grounding purposes.
2. Pull the label cassette forward.
3. On the left side, remove the large C-clip securing the white take up shaft.



4. On the left side, remove the four screws securing the white plastic cover.
 - The top screw is a machine screw.
 - The three remaining screws are tapping screws.




5. Carefully remove the white plastic cover.
 - There are three loose white gears attached to spindles on the inside of the cover - take care to not drop them.




Ishida IP-EMZ Pre-Pack Scale & IL-EMZ Pre-Pack Printer Print Roller Replacement


6. Remove the small C-clip securing the black print roller shaft.
7. Remove the black drive gear on the black print roller shaft.



8. Remove the small C-clip securing the black print roller shaft.




9. On the right side, remove the two small C-clips securing the shafts of the two black print rollers.




Ishida IP-EMZ Pre-Pack Scale & IL-EMZ Pre-Pack Printer Print Roller Replacement


10. Remove the six machine screws securing the right side metal bracket.
 - The rear screw is smaller than the rest.



11. Remove the machine screw securing the right side metal bracket to the left side frame.
12. Remove the right side metal bracket.



13. Slide the black print roller to the right to remove.
14. Replace the black print roller.
15. Reassemble in the reverse order.



Ishida IP-EMZ Pre-Pack Scale & IL-EMZ Pre-Pack Printer Print Roller Replacement



© Rice Lake Weighing Systems Specifications subject to change without notice.
Rice Lake Weighing Systems is an ISO 9001 registered company.

230 W. Coleman St. • Rice Lake, WI 54868 • USA
U.S. 800-472-6703 • Canada/Mexico 800-321-6703 • International 715-234-9171 • Europe +31 (0)26 472 1319

www.ricelake.com/retail

www.ricelake.mx

www.ricelake.eu

www.ricelake.co.in