

Healthweigh®

Patient Weighing Solutions



RICE LAKE®
WEIGHING SYSTEMS

800-472-6703

www.ricelake.com/health

2025



CUSTOMER SERVICE

Rice Lake is relied upon throughout the world for delivering the highest standard of product along with the best service in the weighing industry.

CONTACT INFORMATION

Toll Free USA:
800-472-6703

Telephone:
+1 715-234-9171

Toll Free Canada/Mexico:
800-321-6703

24-hour Fax:
715-234-6967

Email:
orderdesk@ricelake.com

Internet:
www.ricelake.com

RICE LAKE WEIGHING SYSTEMS' HISTORY OF QUALITY AND SUPPORT

From accurate medical dosing, research and laboratory work to patient intake, home healthcare and fitness centers, Rice Lake provides health and fitness equipment to serve the industry's need for reliable and accurate measurement.

Since 1946, Rice Lake Weighing Systems has been manufacturing and distributing weight-related products and supplies. A global leader in measurement and weight-based solutions, Rice Lake's roots have been planted firmly in the principles of quality and customer service through three generations of family ownership.

CALIFORNIA PROPOSITION 65 RICE LAKE WEIGHING SYSTEMS STATEMENT

Proposition 65 requires businesses to inform Californians about exposures to chemicals that are known to cause cancer, birth defects or other reproductive harm. These chemicals may be in the products you purchase, or they may be exposed to you at home, at the workplace or within the environment. Proposition 65 enables Californians to make informed decisions about their exposures to these chemicals.

Rice Lake Weighing Systems wants to be proactive in regards to Proposition 65 and provide information about the products we produce, distribute and use to manufacture equipment we sell.

We are providing this warning based on the knowledge that one or more chemicals included in the California Proposition 65 list known to cause cancer, birth defects or other reproductive harm may be present in Rice Lake Weighing Systems products and workplaces.



WARNING: Chemicals listed in California Proposition 65 known to cause cancer, birth defects or other reproductive harm may be present only in trace amounts or contained within Rice Lake Weighing Systems products and proper encapsulation equipment. This warning is provided out of an abundance of caution to enable you to be an informed consumer.

More information about California Proposition 65 can be found at www.P65Warnings.ca.gov

TABLE OF CONTENTS

- 4** H151-11-5
Digital Physician Scale
- 6** H151-11-6
Digital Physician Scale
- 8** H151-10-7
Digital Physician Scale
- 10** H151-11-8
Digital Physician Scale
- 14** H251-10-2
Bariatric Handrail Scale
- 16** H251-10-4
**Bariatric Handrail Scale
with Seat**
- 20** H351-10-2
**Single-ramp Wheelchair Scale
with Handrail**
- 22** H351-10-3
**Dual-ramp Wheelchair Scale
with Handrail**
- 24** H351-10-4
**Dual-ramp Wheelchair Scale
with Seat and Handrail**
- 26** H351-10-7
**Single-ramp Wheelchair
Platform Scale**
- 28** H351-10-8
**Dual-ramp Wheelchair
Platform Scale**
- 32** H551-10-1
Digital Chair Scale
- 36** H651-10-2
Baby Scale

TRADEMARKS

The following product names, logos, brands and other trademarks featured or referred to within this publication are the property of their respective trademark holders.

Healthweigh®

Motiontrap™

Rice Lake Weighing Systems®



LOCK

70.0

KG

CLEAR

PRINT

>0<

BMI

Healthweigh®



ENTER

HOLD
RELEASE



PHYSICIAN SCALES
DIGITAL

EYE-LEVEL

H151-11-5

DIGITAL PHYSICIAN SCALE

The Rice Lake Healthweigh® H151-11-5 digital physician scale has an eye-level digital display to provide a clear weight reading. With a height rod integrated into the scale column, healthcare professionals can quickly capture both height and weight information. Built-in wheels make the H151-11-5 easy to transport and the choice between using 6 AA batteries or a 230V 50Hz adapter means this physician scale can be used nearly anywhere in a healthcare facility.



FEATURES

- Large, stable scale base
- Integrated height rod measures from 70 to 208 cm
- Rubber wheels for easy transport
- Non-slip rubber mat, removable for cleaning
- Push-button LCD display
- Unit of measure kg or lb
- Motiontrap™ movement compensation technology
- Serial and USB data communication ports
- Hold function
- Zero function
- BMI (body mass index) function

SPECIFICATIONS

Capacity:

250 × 0.1 kg

Platform Dimensions:

(W × L × H)

37.5 × 37.5 × 7.6 cm

Power:

Six AA alkaline batteries and
230V 50Hz adapter (included)

CEE 7/16 Plug 

Battery Use:

25 hours of continuous use with batteries
Low battery annunciator
Automatic power-off can be configured

Operating Temperature

10 °C to 40 °C

Display:

5-digit LCD display, 1.9 cm digit height

Approvals:

CE

c-Met, E113986

OIML Class III

Warranty:

Two-year limited



DIGITAL PHYSICIAN SCALE - EYE-LEVEL

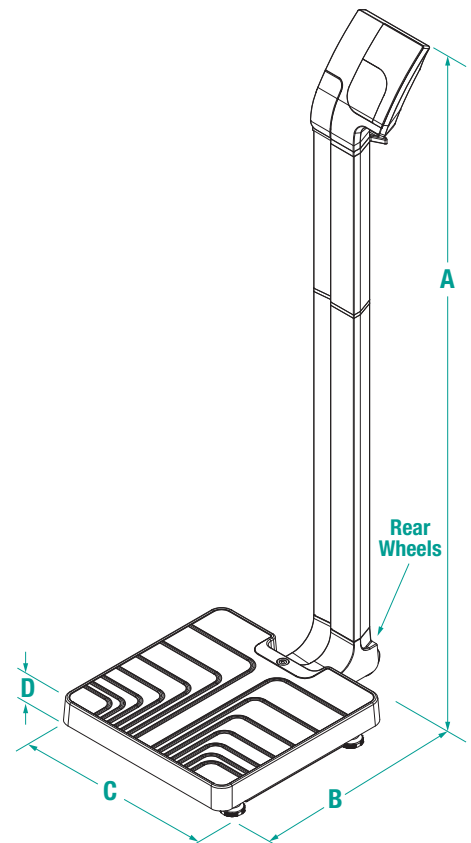
MODEL	CAPACITY	PART #
H151-11-5	250 x 0.1 kg	217245

SHIPPING WEIGHT

MODEL #	PART #	L (cm)	W (cm)	H (cm)	PACKAGE WGT. (kg)	DIM WGT. (kg)	SHIPPING WGT. (kg)
H151-11-5	217245	76	48	23	12	17	17

DIMENSIONS - cm

A	137.2	C	37.5
B	57.0	D	7.6



WAIST-LEVEL

H151-11-6

DIGITAL PHYSICIAN SCALE

The Rice Lake Healthweigh® H151-11-6 digital physician scale is designed with a modern appearance and features a waist-level digital display at just over one meter for ease of use. The large, stable scale base is both comfortable and easily transported with two built-in rubber wheels. The H151-11-6 can be powered from 6 AA batteries or a 230V 50Hz adaptor. Its large push-button display lights up for simple viewing and an audible beep sounds at the end of each weigh cycle.

PG
6



FEATURES

- Large, stable scale base
- Rubber wheels for easy transport
- Non-slip rubber mat, removable for cleaning
- Push-button LCD display
- Unit of measure kg or lb
- Motiontrap™ movement compensation technology
- Serial and USB data communication ports
- Hold function
- Zero function
- BMI (body mass index) function

SPECIFICATIONS

Capacity:

250 × 0.1 kg

Platform Dimensions:

(W × L × H) 37.5 × 37.5 × 7.6 cm

Power:

Six AA alkaline batteries and
230V 50Hz adaptor (included)

CEE 7/16 Plug 

Battery Use:

25 hours of continuous use with batteries
Low battery annunciator
Automatic power-off can be configured

Operating Temperature

10 °C to 40 °C

Display:

5-digit LCD display, 1.9 cm
digit height

Approvals:

CE
c-Met, E113986
OIML Class III

Warranty:

Two-year limited



DIGITAL PHYSICIAN SCALE - WAIST-LEVEL

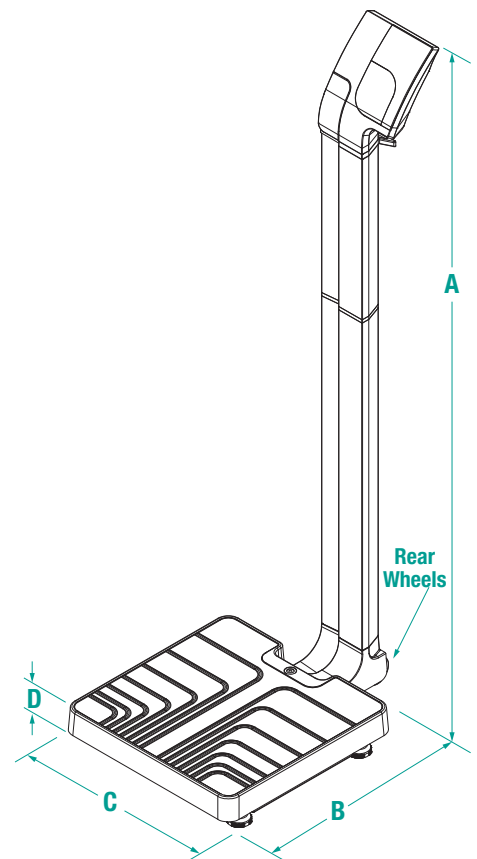
MODEL	CAPACITY	PART #
H151-11-6	250 x 0.1 kg	217254

SHIPPING WEIGHT

MODEL #	PART #	L (cm)	W (cm)	H (cm)	PACKAGE WGT. (kg)	DIM WGT. (kg)	SHIPPING WGT. (kg)
H151-11-6	217254	76	48	23	12	17	17

DIMENSIONS - cm

A	123.0	C	37.5
B	57.0	D	7.6



FLOOR-LEVEL

H151-10-7

DIGITAL PHYSICIAN SCALE FLOOR-LEVEL WITH WALL INDICATOR

The Rice Lake Healthweigh® H151-10-7 digital physician scale provides precision weight measurements up to 250 kilograms. The scale's display has a 1.8-meter cable so it can be mounted to a wall or placed on a counter or shelf, ensuring patient weight is accessible. The large, stable scale base is comfortable for patients to use and easy to transport in an optional carrying case.

The H151-10-7 offers straightforward operation and is powered by adapter or rechargeable batteries providing 25 hours of continuous use. Its large, backlit push-button display clearly displays patient weights and an audible beep signals the end of each weighing cycle.

FEATURES

- Large, stable scale base
- Non-slip rubber mat, removable for cleaning
- Push-button LCD display
- Unit of measure kg or lb
- Motiontrap™ movement compensation technology
- Serial and USB data communication ports
- Hold function
- Zero function
- BMI (body mass index) function

SPECIFICATIONS


Capacity:

250 × 0.1 kg

Platform Dimensions:

(W × L × H) 37.5 × 37.5 × 7.6 cm

Power:

Rechargeable NiMH battery pack with 9 VDC adaptor, 120V/230V auto switching
CEE 7/16 Plug 

Battery Use:

25 hours of continuous use with batteries
Low battery annunciator
LED indicates batteries are charging (red) or fully charged (green)
Automatic power-off can be configured

Cable Length:

1.8 m cable between scale base and indicator

Operating Temperature

10 °C to 40 °C

Display:

5-digit LCD display, 1.9 cm digit height

Approvals:

CE
c-Met, E113986
OIML Class III

Warranty:

Two-year limited





DIGITAL PHYSICIAN SCALE - FLOOR-LEVEL

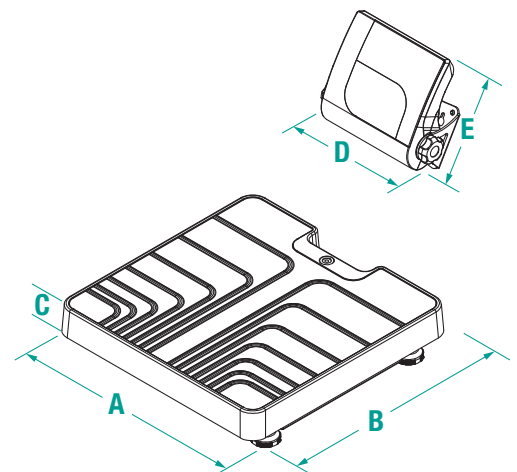
MODEL	CAPACITY	PART #
H151-10-7	250 × 0.1 kg	217280

SHIPPING WEIGHT

MODEL #	PART #	L (cm)	W (cm)	H (cm)	PACKAGE WGT. (kg)	DIM WGT. (kg)	SHIPPING WGT. (kg)
H151-10-7	217280	64	46	15	8	9	9

DIMENSIONS - cm

A	37.5	D	20.0
B	37.5	E	17.0
C	7.6		



FLOOR-LEVEL

H151-11-8

DIGITAL PHYSICIAN SCALE

The Rice Lake Healthweigh® H151-11-8 digital physician scale accurately captures weight for patients up to 250 kilograms. The easy-to-use indicator is connected to the scale platform, making it easy to transport to multiple locations within a healthcare facility.

The H151-11-8 can be powered by a 230V 50 Hz adapter or six AA batteries that provide 25 hours of continuous use. The large platform is comfortable for patients to use and movement compensation technology ensures weights are accurately recorded.

PG
10

FEATURES

- Large, stable scale base
- Non-slip rubber mat, removable for cleaning
- Push-button LCD display
- Unit of measure kg or lb
- Motiontrap™ movement compensation technology
- Serial and USB data communication ports
- Hold function
- Zero function
- BMI (body mass index) function

SPECIFICATIONS

**Capacity:**

250 × 0.1 kg

Platform Dimensions:

(W × L × H) 37.5 × 37.5 × 7.6 cm

Power:

Six AA alkaline batteries and
230V 50Hz adapter (included)

CEE 7/16 Plug 

Battery Use:

25 hours of continuous use with batteries

Low battery annunciator

Automatic power-off can be configured

Cable Length:

1.8 m cable between scale base
and indicator

Operating Temperature

10 °C to 40 °C

Display:

5-digit LCD display, 1.9 cm digit height

Approvals:

CE

c-Met, E113986

OIML Class III

Warranty:

Two-year limited



DIGITAL PHYSICIAN SCALE - FLOOR-LEVEL

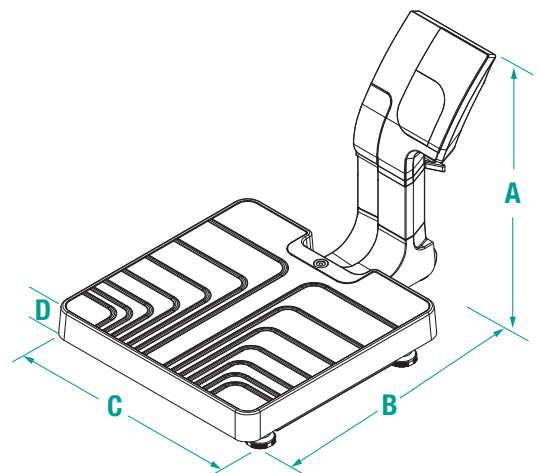
MODEL	CAPACITY	PART #
H151-11-8	250 × 0.1 kg	217269

SHIPPING WEIGHT

MODEL #	PART #	L (cm)	W (cm)	H (cm)	PACKAGE WGT. (kg)	DIM WGT. (kg)	SHIPPING WGT. (kg)
H151-11-8	217269	64	46	15	8	9	9

DIMENSIONS - cm

A	33.0	C	37.5
B	49.5	D	7.6





BARIATRIC HANDRAIL SCALES

H251-10-2

BARIATRIC HANDRAIL SCALE

The Rice Lake Healthweigh® H251-10-2 bariatric scale with handrail is designed for weighing patients who need extra support and safety. Advanced movement compensation technology eliminates error caused by involuntary movement of unsteady patients. Two heavy-duty rear wheels make it simple and effortless to move and store.

FEATURES

- Handrail for support and safety
- Two wheels for ease of portability
- Large LCD display
- Nonskid platform
- Unit of measure kg or lb
- Motiontrap™ movement compensation technology
- Serial and USB data communication ports
- Tare function
- Hold function
- BMI (body mass index) function
- Low battery annunciator

SPECIFICATIONS


Capacity:

300 x 0.1 kg

Platform Dimensions:

(W x L x H) 50.8 x 63.5 x 7.6 cm

Power:

Rechargeable NiMH battery pack with
9 VDC adaptor, 120V/230V auto switching
CEE 7/16 Plug 

Battery Use:

25 hours of continuous use with batteries
Low battery annunciator
LED indicates batteries are charging (red)
or fully charged (green)
Automatic power-off can be configured

Operating Temperature:

10 °C to 40 °C

Display:

5-digit LCD display, 1.9 cm
digit height

Approvals:

CE
c-Met, E113986
OIML Class III

Warranty:

Two-year limited





BARIATRIC HANDRAIL SCALE

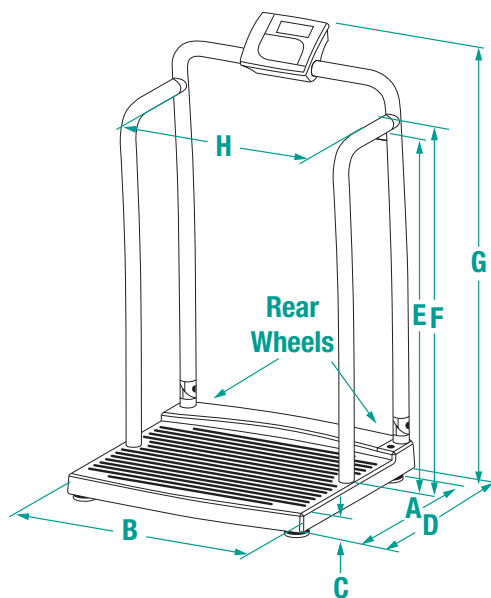
MODEL	CAPACITY	PART #
H251-10-2	300 x 0.1 kg	217447

SHIPPING WEIGHT

MODEL #	PART #	L (cm)	W (cm)	H (cm)	PACKAGE WGT. (kg)	DIM WGT. (kg)	SHIPPING WGT. (kg)
H251-10-2	217447	114	74	23	30	39	39

DIMENSIONS - cm

A	50.8	E	86.4
B	63.5	F	113.0
C	7.6	G	53.3
D	63.5		



WITH SEAT

H251-10-4

BARIATRIC SCALE WITH SEAT AND HANDRAIL

The Rice Lake Healthweigh® H251-10-4 bariatric scale with handrail and chair seat is designed for weighing patients who need extra support and safety during weighments. Patients can be weighed comfortably and safely while seated with the large, stable folding seat. Advanced movement compensation technology eliminates error caused by involuntary movement of unsteady patients. Two heavy-duty rear wheels make it simple and effortless to move and store.

PG
16

FEATURES

- Handrail for support and safety
- Folding seat
- Two wheels for ease of portability
- Large LCD display
- Nonskid platform
- Unit of measure kg or lb
- Motiontrap™ movement compensation technology
- Serial and USB data communication ports
- Tare function
- Hold function
- BMI (body mass index) function
- Low battery annunciator

SPECIFICATIONS

Capacity:

300 x 0.1 kg

Platform Dimensions:

(W × L × H)

50.8 × 63.5 × 7.6 cm

Power:

Rechargeable NiMH battery pack with 9 VDC adaptor, 120V/230V auto switching LED indicates batteries are charging (red) or fully charged (green)

CEE 7/16 Plug 

Battery Use:

25 hours of continuous use with batteries
Low battery annunciator
LED indicates batteries are charging (red) or fully charged (green)
Automatic power-off can be configured

Operating Temperature:

10 °C to 40 °C

Display:

5-digit LCD display, 1.9 cm digit height

Approvals:

CE
c-Met, E113986
OIML Class III

Warranty:

Two-year limited





BARIATRIC HANDRAIL SCALE

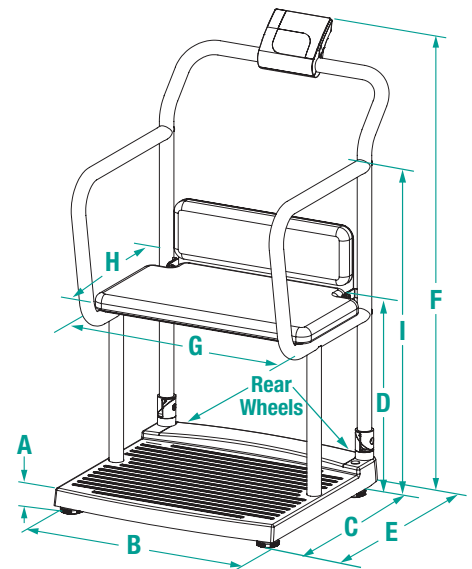
MODEL	CAPACITY	PART #
H251-10-4	300 x 0.1 kg	217468

SHIPPING WEIGHT

MODEL #	PART #	L (cm)	W (cm)	H (cm)	PACKAGE WGT. (kg)	DIM WGT. (kg)	SHIPPING WGT. (kg)
H251-10-4	217468	81	69	117	32	130	130

DIMENSIONS - cm

A	7.0	E	81.1
B	65.3	F	120.7
C	64.0	G	50.8
D	54.9	H	30.5





WHEELCHAIR SCALES

WITH HANDRAIL

H351-10-2 SINGLE-RAMP WHEELCHAIR SCALE WITH HANDRAIL

The Rice Lake Healthweigh® H351-10-2 single-ramp wheelchair scale with handrail allows high capacity, accurate weighing for a wide range of patients. Convenient keypad tare reduces errors and increases efficiency. Foldable and lightweight, this sturdy scale is easily transported on two heavy-duty rear wheels to any location.

FEATURES

- Two wheels for portability
- Single ramp
- Nonslip platform
- Large LCD display
- Motiontrap™ movement compensation technology
- Unit of measure kg or lb
- Serial and USB data communication ports
- Tare function
- Hold function
- BMI (body mass index) function
- Low battery annunciator
- Easy to store, folded depth is 30 cm

SPECIFICATIONS

Capacity:

300 x 0.1 kg

Platform Dimensions Without Ramps:

(W x L x H)

81.3 x 74.9 x 6.1 cm

Power:

Rechargeable NiMH battery pack with 9 VDC adaptor, 120V/230V auto switching

CEE 7/16 Plug 

Battery Use:

25 hours of continuous use with batteries

Low battery annunciator

LED indicates batteries are charging (red)

or fully charged (green)

Automatic power-off can be configured

Operating Temperature:

10 °C to 40 °C

Display:

5-digit LCD display, 1.9 cm digit height

Approvals:

CE

c-Met, E113986

OIML Class III

Warranty:

Two-year limited





WHEELCHAIR SCALE

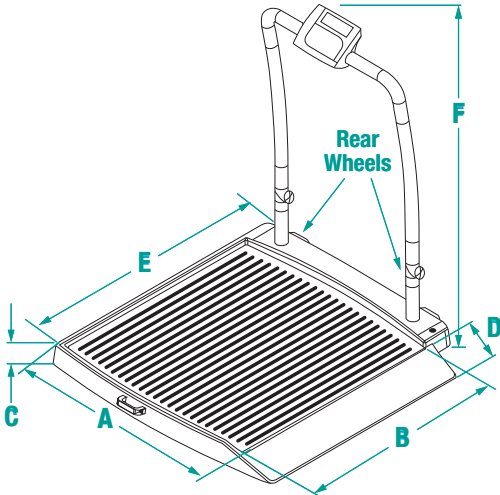
MODEL	CAPACITY	PART #
H351-10-2	300 x 0.1kg	217646

SHIPPING WEIGHT (WITHOUT PALLET)

MODEL #	PART #	L (cm)	W (cm)	H (cm)	PACKAGE WGT. (kg)	DIM WGT. (kg)	SHIPPING WGT. (kg)
H351-10-2	217646	107	104	36	41	79	79

DIMENSIONS - cm

A	74.9	D	23.5
B	81.3	E	95.3
C	6.1	F	114.3



H351-10-3

DUAL-RAMP WHEELCHAIR SCALE WITH HANDRAIL

The Rice Lake Healthweigh® H351-10-3 dual-ramp wheelchair scale with handrail allows high capacity, accurate weighing for a wide range of patients. Convenient keypad tare reduces errors and increases efficiency. Foldable and lightweight, this sturdy scale is easily transported on two heavy-duty rear wheels to any location.

FEATURES

- Two wheels for portability
- Dual ramp
- Nonslip platform
- Large LCD display
- Motiontrap™ movement compensation technology
- Unit of measure kg or lb
- Serial and USB data communication ports
- Tare function
- Hold function
- BMI (body mass index) function
- Low battery annunciator
- Easy to store, folded depth is 30 cm

SPECIFICATIONS

Capacity:

300 x 0.1 kg

Platform Dimensions Without Ramps:

(W x L x H)

81.3 x 74.9 x 6.1 cm

Power:

Rechargeable NiMH battery pack with 9 VDC adaptor, 120V/230V auto switching

CEE 7/16 Plug 

Battery Use:

25 hours of continuous use with batteries

Low battery annunciator

LED indicates batteries are charging (red)

or fully charged (green)

Automatic power-off can be configured

Operating Temperature:

10 °C to 40 °C

Display:

5-digit LCD display, 1.9 cm

digit height

Approvals:

CE

c-Met, E113986

OIML Class III

Warranty:

Two-year limited





WHEELCHAIR SCALE

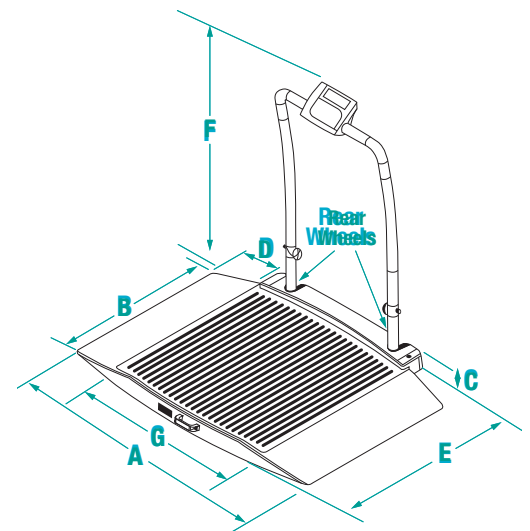
MODEL	CAPACITY	PART#
H351-10-3DI	300 x 0.1 kg	217571

SHIPPING WEIGHT

MODEL #	PART #	L (cm)	W (cm)	H (cm)	PACKAGE WGT. (kg)	DIM WGT. (kg)	SHIPPING WGT. (kg)
H351-10-3	217571	130	107	36	46	98	98

DIMENSIONS - cm

A	123.2	D	23.6
B	81.3	E	96.5
C	6.1	F	114.3





H351-10-4

DUAL-RAMP WHEELCHAIR SCALE WITH SEAT

The Rice Lake Healthweigh® H351-10-4 dual-ramp wheelchair scale with seat and handrail allows high capacity, accurate weighing for patients requiring a seat. The padded seat easily tucks away, allowing this model to function as either a wheelchair or chair scale. Convenient keypad tare reduces errors and increases efficiency. Foldable and lightweight, this sturdy scale is easily transported on two heavy-duty rear wheels to any location.

FEATURES

- Two wheels for portability
- Dual ramp
- Nonslip platform
- Fold-away padded seat with backrest
- Large LCD display
- Motiontrap™ movement compensation technology
- Unit of measure kg or lb
- Serial and USB data communication ports
- Tare function
- Hold function
- BMI (body mass index) function
- Low battery annunciator
- Easy to store, folded depth is 30 cm

SPECIFICATIONS

Capacity:

300 x 0.1 kg

Platform Dimensions Without Ramps:

(W × L × H)

81.3 × 74.9 × 6.1 cm

Power:

Rechargeable NiMH battery pack with 9 VDC adaptor, 120V/230V auto switching

CEE 7/16 Plug 

Battery Use:

25 hours of continuous use with batteries

Low battery annunciator

LED indicates batteries are charging (red)

or fully charged (green)

Automatic power-off can be configured

Operating Temperature:

10 °C to 40 °C

Display:

5-digit LCD display, 1.9 cm digit height

Approvals:

CE

c-Met, E113986

OIML Class III

Warranty:

Two-year limited





WHEELCHAIR SCALE

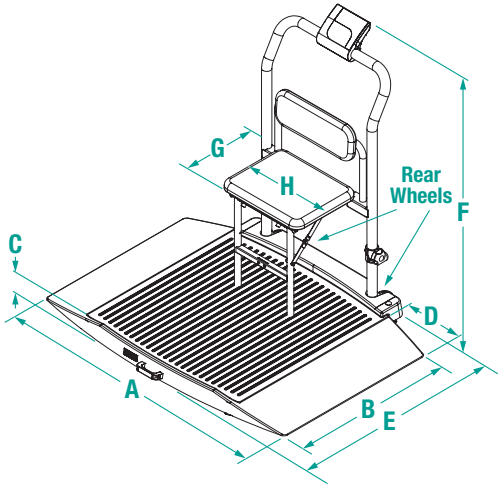
MODEL	CAPACITY	PART #
H351-10-4	300 x 0.1kg	217655

SHIPPING WEIGHT

MODEL #	PART #	L (cm)	W (cm)	H (cm)	PACKAGE WGT. (kg)	DIM WGT. (kg)	SHIPPING WGT. (kg)
H351-10-4	217655	130	109	53	60	151	151

DIMENSIONS - cm

A	123.2	E	96.5
B	81.3	F	114.3
C	6.1	G	16.0
D	23.6	H	30.5



H351-10-7

SINGLE-RAMP WHEELCHAIR PLATFORM SCALE

The Rice Lake Healthweigh® H351-10-7 single-ramp wheelchair platform scale allows high capacity, accurate weighing for a wide range of patients. Convenient keypad tare reduces errors and increases efficiency. This sturdy scale is easily transported on two heavy-duty wheels to any location.

FEATURES

- Two wheels for portability
- Single ramp
- Nonslip platform
- Large LCD display
- Motiontrap™ movement compensation technology
- Unit of measure kg or lb
- Serial and USB data communication ports
- Tare function
- Hold function
- BMI (body mass index) function
- Low battery annunciator

SPECIFICATIONS

Capacity:

300 x 0.1 kg

Platform Dimensions Without Ramps:

(W x L x H)

81.3 x 74.9 x 6.1 cm

Power:

Rechargeable NiMH battery pack with 9 VDC adaptor, 120V/230V auto switching

CEE 7/16 Plug 

Battery Use:

25 hours of continuous use with batteries

Low battery annunciator

LED indicates batteries are charging (red)

or fully charged (green)

Automatic power-off can be configured

Cable Length:

2.1 m cable between scale base and indicator

Operating Temperature:

10 °C to 40 °C

Display:

5-digit LCD display, 1.9 cm digit height

Approvals:

CE

c-Met, E113986

OIML Class III

Warranty:

Two-year limited





WHEELCHAIR SCALE

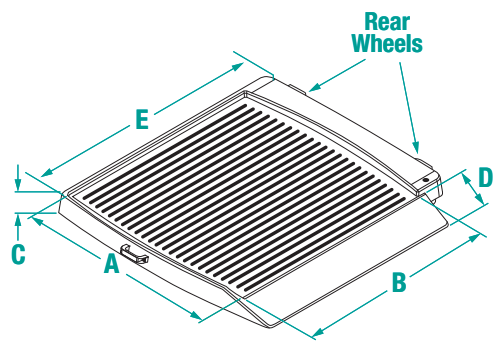
MODEL	CAPACITY	PART #
H351-10-7	300 x 0.1 kg	217642

SHIPPING WEIGHT

MODEL #	PART #	L (cm)	W (cm)	H (cm)	PACKAGE WGT. (kg)	DIM WGT. (kg)	SHIPPING WGT. (kg)
H351-10-7	217642	114	112	18	35	45	45

DIMENSIONS - cm

A	74.9	D	23.5
B	81.3	E	95.3
C	6.1		



H351-10-8

DUAL-RAMP WHEELCHAIR PLATFORM SCALE

The Rice Lake Healthweigh® H351-10-8 dual-ramp wheelchair platform scale allows high capacity, accurate weighing for a wide range of patients. Convenient keypad tare reduces errors and increases efficiency. This sturdy scale is easily transported on two heavy-duty rear wheels to any location.

FEATURES

- Two wheels for portability
- Dual ramp
- Nonslip platform
- Large LCD display
- Motiontrap™ movement compensation technology
- Unit of measure kg or lb
- Serial and USB data communication ports
- Tare function
- Hold function
- BMI (body mass index) function
- Low battery annunciator

SPECIFICATIONS

Capacity:

300 x 0.1 kg

Platform Dimensions Without Ramps:

(L x W x H)

74.9 x 81.3 x 6.1 cm

Power:

Rechargeable NiMH battery pack with 9 VDC adaptor, 120V/230V auto switching

CEE 7/16 Plug 

Battery Use:

25 hours of continuous use with batteries

Low battery annunciator

LED indicates batteries are charging (red)

or fully charged (green)

Automatic power-off can be configured

Cable Length:

2.1 m cable between scale base and indicator

Operating Temperature:

10 °C to 40 °C

Display:

5-digit LCD display, 1.9 cm digit height

Approvals:

CE

c-Met, E113986

OIML Class III

Warranty:

Two-year limited





WHEELCHAIR SCALE

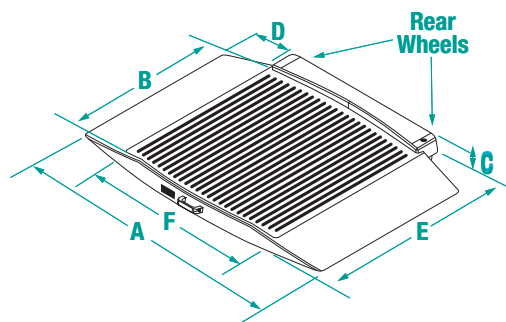
MODEL	CAPACITY	PART #
H351-10-8	300 x 0.1 kg	217663

SHIPPING WEIGHT

MODEL #	PART #	L (cm)	W (cm)	H (cm)	PACKAGE WGT. (kg)	DIM WGT. (kg)	SHIPPING WGT. (kg)
H351-10-8	217663	135	114	18	39	55	55

DIMENSIONS - cm

A	123.2	D	23.6
B	81.3	E	96.5
C	6.1		





CHAIR SCALES
DIGITAL

17-INCH-WIDE
SEAT

H551-10-1

DIGITAL CHAIR SCALE

The Rice Lake Healthweigh® H551-10-1 digital chair scale is designed for patients who find it difficult to, or cannot, stand. The molded plastic seat is easy to clean, comfortable and safe up to 300 kilograms. Swing-up arms enable easy access from either side, and a flip-up footrest can be used for additional patient comfort. A large push-button display lights up for easy viewing and an audible beep sounds at the end of each weigh cycle.

FEATURES

- Enameled tubular steel frame
- Two heavy-duty locking caster wheels
- Swing-up arms
- Flip-up footrest
- Large LCD display
- Unit of measure kg or lb
- Motiontrap™ movement compensation technology
- Serial and USB data communication ports
- Tare function
- Hold function
- BMI (body mass index) function
- Low battery annunciator

SPECIFICATIONS

Capacity:

300 × 0.1 kg

Power:

Rechargeable NiMH battery pack with 9 VDC adaptor, 120V/230V auto switching

CEE 7/16 Plug 

Battery Use:

25 hours of continuous use with batteries
Low battery annunciator
LED indicates batteries are charging (red) or fully charged (green)
Automatic power-off can be configured

Operating Temperature:

10 °C to 40 °C

Display:

5-digit LCD display, 1.9 cm digit height

Approvals:

CE
c-Met, E113986
OIML Class III

Warranty:

Two-year limited





DIGITAL CHAIR SCALE

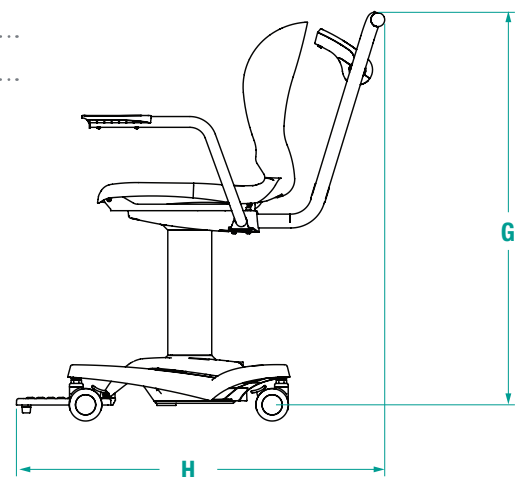
MODEL	CAPACITY	PART #
H551-10-1	300 x 0.1 kg	217740

SHIPPING WEIGHT

MODEL #	PART #	L (cm)	W (cm)	H (cm)	PACKAGE WGT. (kg)	DIM WGT. (kg)	SHIPPING WGT. (kg)
H551-10-1	217740	74	69	74	24	74	74

DIMENSIONS - cm

A	95.0	E	43.2
B	85.0	F	40.6
C	64.0	G	43.2
D	53.3	H	52.0





Healthweigh



ON/OFF

ZERO
0.0000
GROSS

Max. 20 lbs. 5.1 kg. 4426075

REWEIGH

TARE

HOLD

ZERO



Enter

Clear
kg/lb

WARNING TO PREVENT INFANT FALL, NEVER LEAVE INFANT UNATTENDED WHILE ON THIS SCALE

PEDIATRIC SCALES
DIGITAL

H651-10-2

BABY SCALE

The Rice Lake Healthweigh® baby scales precisely weigh even the most active babies, up to 20 kilograms. Motiontrap™ movement compensation technology compensates for involuntary movements and provides a stable, accurate weight reading. Enhanced precision is essential especially when weighing infants. The H651-10-2 provides precise weighments from zero to 0.005 kilograms with accuracy. A two-sided removable tray keeps babies safe and a built-in measuring tape ensures quick and easy measurements.

FEATURES

- LCD display
- Unit of measure kg or lb
- Automatic shut-off for long battery life
- Low battery annunciator
- Motiontrap™ movement compensation technology
- Built-in measuring tape
- Serial and USB data communication ports
- Tare function
- Hold function
- Zero function
- Print function
- Reweigh function
- BMI (body mass index) function

SPECIFICATIONS

Capacity:

20 kg × 0.005 kg

Power:

Rechargeable NiMH battery pack with 9 VDC adapter, 120V/230V auto switching

CEE 7/16 Plug 

Battery Use:

LED indicates batteries are charging (red) or fully charged (green)

Measuring Tape:

0 to 60 cm × 0.25 cm

Operating Temperature:

10 °C to 35 °C

Display:

5-digit LCD display, 1.9 cm digit height

Approvals:

CE
c-Met E113986
OIML Class III

Warranty:

Two-year limited





BABY SCALE

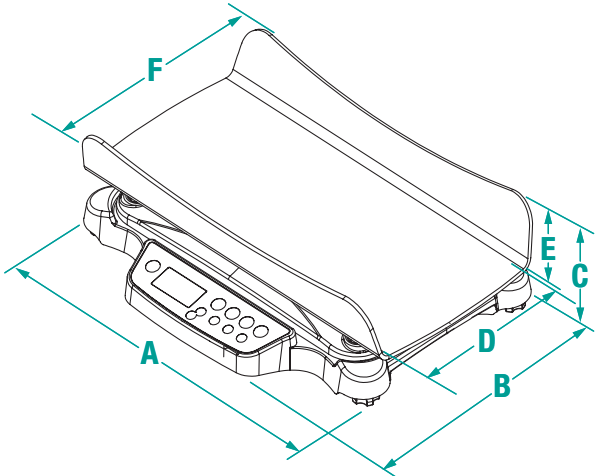
MODEL	CAPACITY	POWER	PART #
H651-10-2	20 kg x 0.005 kg	230V	217796

SHIPPING WEIGHT

MODEL #	PART #	L (CM)	W (CM)	H (CM)	PACKAGE WGT. (KG)	DIM WGT. (KG)	SHIPPING WGT. (KG)
H651-10-2	217796	46	71	28	11	18	18

DIMENSIONS

	CENTIMETERS		CENTIMETERS
A	60.8	D	43.2
B	48.2	E	8.9
C	17.1		



Rice Lake's Global Family

A tradition of quality and customer service
extended around the world

NORTH AMERICA
Corporate Headquarters
Rice Lake, Wisconsin
Jasper, Alabama
Fernley, Nevada
Kent, Washington
Concord, California
Newtown, Connecticut
Charlestown, Massachusetts
Monterrey, Mexico
Panama Pacifico, Panama

EUROPE
Modena, Italy
Milan, Italy
Bristol, United Kingdom
Farnham, United Kingdom
Heteren, The Netherlands
Paris, France
Barcelona, Spain

ASIA
Shanghai, China
Chennai, India
Indore, India

OCEANIA
Sydney, Australia

RICE LAKE[®]
WEIGHING SYSTEMS

www.ricelake.com/health

© 2024 Rice Lake Weighing Systems PN 222119 1/24
Specifications subject to change without notice